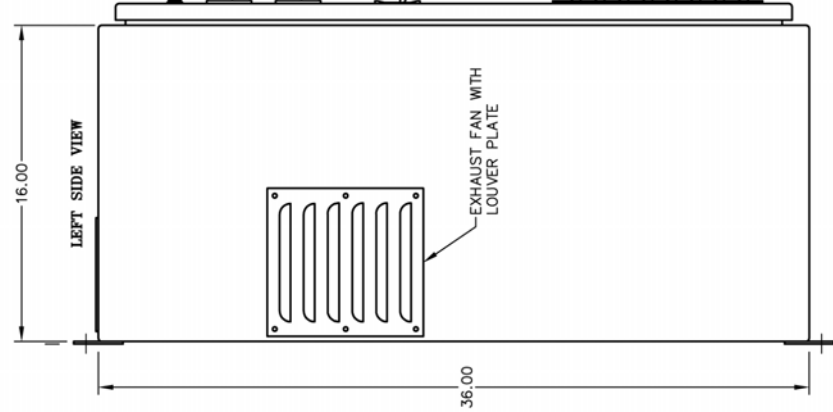
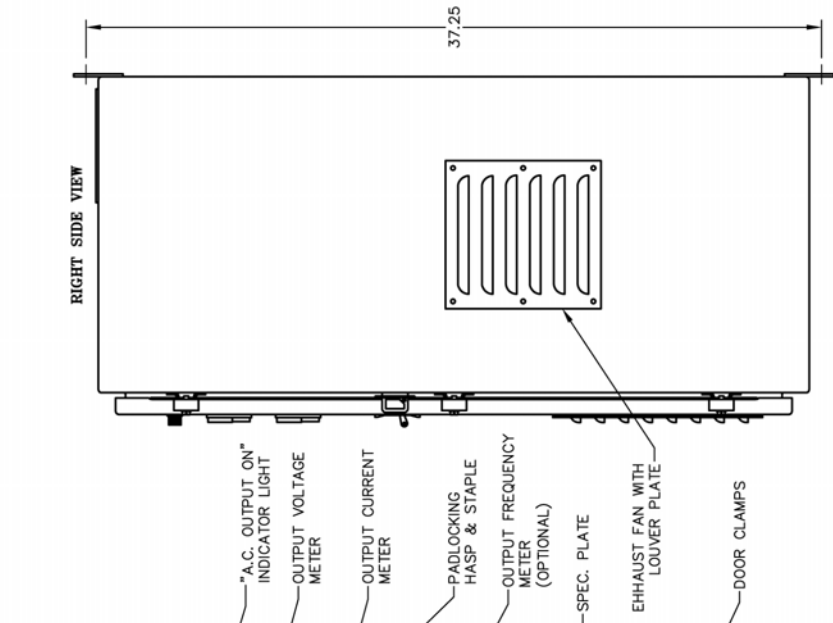
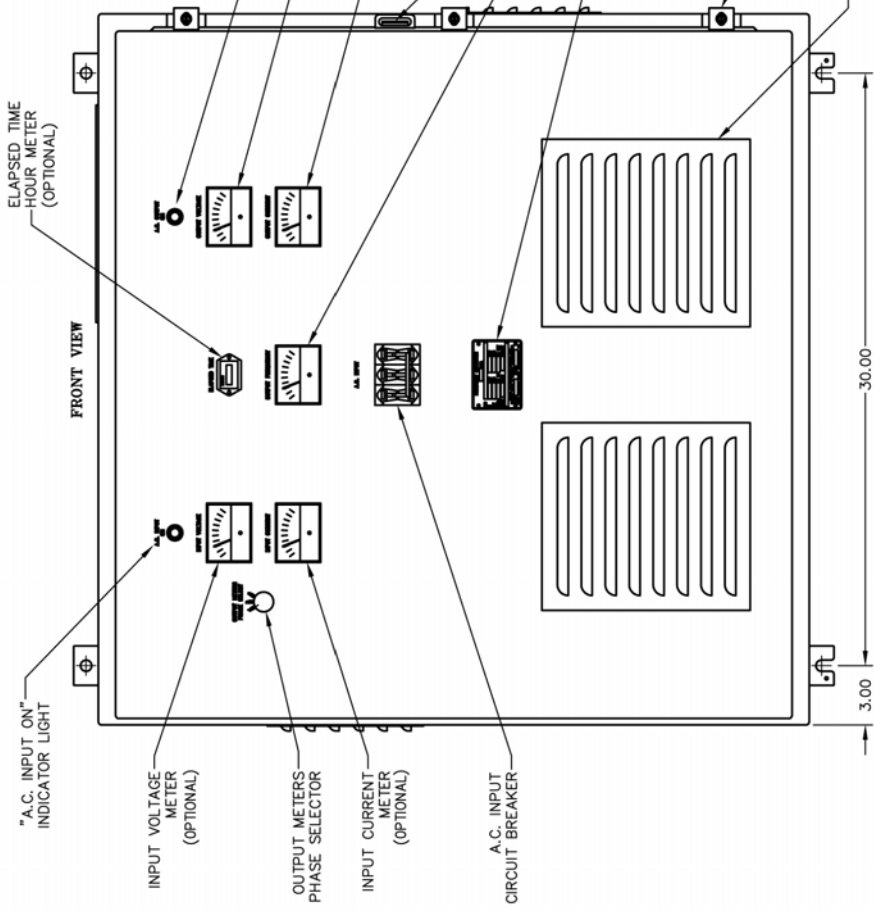
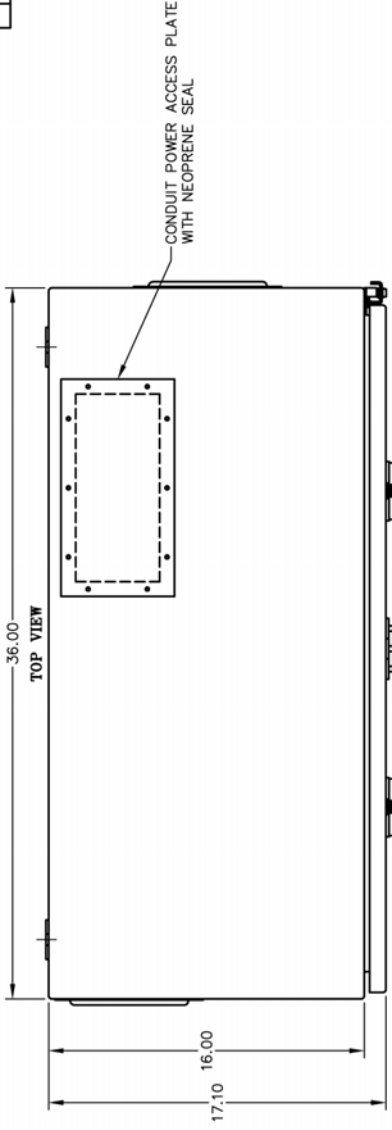


REV	DESCRIPTION	BY	DATE



- NOTES:
1. ALL DIMENSIONS ARE IN INCHES, UNLESS OTHERWISE SPECIFIED.
 2. ALL UNDIMENSIONED PICTORIAL CONFIGURATIONS ARE FOR REFERENCE ONLY.
 3. FRONT AND TOP MARKINGS FOR REFERENCE ONLY.
 4. MODIFY CABINET AS PER DRAWING #061012.
 5. CABINET PAINTED - ANSI #61 GRAY SEMI-GLOSS.
 6. FRONT PANEL SILK-SCREEN IN BLACK EPOXY INK.

DO NOT SCALE DRAWING		THIS DRAWING IN DESIGN AND DETAIL IS POWERTEK PROPERTY AND MUST NOT BE USED EXCEPT IN CONNECTION WITH THE WORK. ALL RIGHTS OF DESIGN OR INVENTION ARE RESERVED.		THIRD ANGLE PROJECTION	
MATERIAL SCE-363616LP NOVA # 482318	DATE 3/19/09	DRAWN J.U.	CHECKED DATE	APPROVED DATE	SCALE: NONE
FINISH: SEE NOTES	TOLERANCES UNLESS OTHERWISE SPECIFIED .XX = ± .02 .XXX = ± .005 ANGLE = ± 1/2°	OUTLINE DRAWING, GSFC 10-15 KVA			
www.powertekuk.com				SIZE C	REV. -

ALL DIMENSIONS ARE FROM OUTSIDE.